

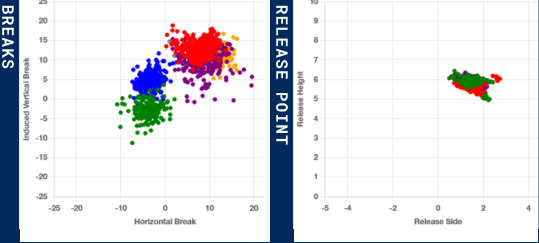


### 4 - CHRISTIAN DAY - RHP

Type	Count	Avg Speed	Top Speed	Exit Velo
Four-Seam	328	88.68	94.45	76.05
Slider	278	81.33	88.08	77.89
Changeup	261	81.52	87.71	79.52
Sinker	225	88.35	93.32	79.66
Curveball	181	75.79	79.72	77.38
Cutter	5	86.69	88.63	87.14

Type	Overall %	1st Pitch %	2nd Pitch %	1-1 Count %
Changeup	33.16%	40.14%	40.79%	33.82%
Four-Seam	23.42%	22.45%	30.26%	22.06%
Sinker	19.83%	20.41%	15.79%	17.65%
Slider	12.82%	8.16%	3.95%	13.24%
Curveball	10.26%	8.84%	9.21%	11.76%
Cutter	0.51%	0%	0%	1.47%

Type	Overall %	1st Pitch %	2nd Pitch %	1-1 Count %
Slider	29.29%	29.02%	40.86%	28.57%
Four-Seam	27.56%	23.83%	20.43%	27.14%
Curveball	17.46%	21.76%	18.28%	20%
Sinker	15.73%	16.06%	15.05%	11.43%
Changeup	9.67%	9.33%	5.36%	12.86%
Cutter	0.29%	0%	0%	0%

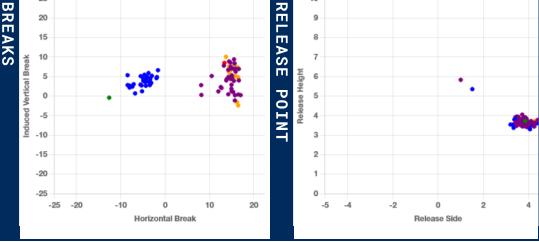


### 13 - NICK MCCLANAHAN - RHP

Type	Count	Avg Speed	Top Speed	Exit Velo
Changeup	36	85.66	87.51	83.84
Slider	29	79.28	82.39	74.95
Sinker	11	87.40	88.00	43.12

Type	Overall %	1st Pitch %	2nd Pitch %	1-1 Count %
Changeup	72.22%	66.67%	0%	100%
Sinker	16.67%	33.33%	0%	0%
Four-Seam	5.56%	0%	0%	0%
Slider	5.56%	0%	0%	0%

Type	Overall %	1st Pitch %	2nd Pitch %	1-1 Count %
Slider	46.67%	43.75%	62.5%	40%
Changeup	38.33%	50%	25%	60%
Sinker	13.33%	6.25%	0%	0%
Curveball	1.67%	0%	12.5%	0%

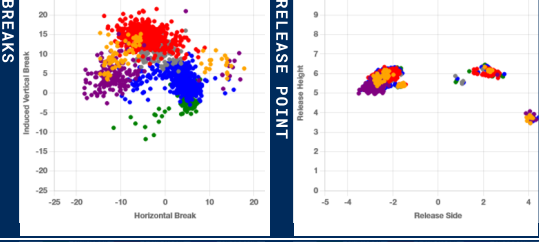


### 14 - KELSEY WARD - LHP

Type	Count	Avg Speed	Top Speed	Exit Velo
Four-Seam	629	89.38	93.40	77.52
Slider	460	81.84	88.22	75.64
Changeup	170	83.00	87.40	75.33
Cutter	153	88.13	91.10	74.87
Curveball	93	76.34	80.37	78.66
Sinker	83	88.43	92.79	80.60

Type	Overall %	1st Pitch %	2nd Pitch %	1-1 Count %
Four-Seam	41.85%	45.6%	46%	34.48%
Slider	38.22%	26.4%	34%	43.1%
Cutter	10.69%	16%	10%	13.79%
Curveball	4.17%	5.6%	6%	1.72%
Changeup	2.9%	4%	4%	5.17%
Sinker	1.99%	2.4%	0%	1.72%
Splitter	0.18%	0%	0%	0%

Type	Overall %	1st Pitch %	2nd Pitch %	1-1 Count %
Four-Seam	38.38%	42.4%	38.05%	32%
Slider	24.01%	17.6%	22.12%	24%
Changeup	14.85%	17.2%	19.47%	28%
Cutter	9.06%	7.6%	6.19%	8%
Sinker	6.94%	8.4%	4.42%	2%
Curveball	6.75%	6.8%	9.73%	6%

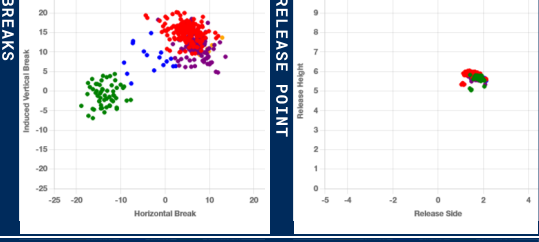


### 16 - DIEGO JORDAN - RHP

Type	Count	Avg Speed	Top Speed	Exit Velo
Four-Seam	180	88.80	92.79	81.50
Changeup	107	84.53	90.46	80.94
Curveball	56	75.20	79.09	81.29
Slider	16	82.81	87.21	75.78
Sinker	5	89.87	91.50	58.75

Type	Overall %	1st Pitch %	2nd Pitch %	1-1 Count %
Four-Seam	48.85%	32.69%	50%	53.33%
Changeup	39.66%	59.62%	45.45%	26.67%
Curveball	6.9%	3.85%	0%	13.33%
Sinker	2.3%	1.92%	0%	0%
Slider	2.3%	1.92%	4.55%	6.67%

Type	Overall %	1st Pitch %	2nd Pitch %	1-1 Count %
Four-Seam	50%	43.14%	34.62%	50%
Curveball	23.16%	27.45%	50%	13.64%
Changeup	20%	19.61%	11.54%	27.27%
Slider	6.32%	9.8%	3.85%	9.09%
Sinker	0.53%	0%	0%	0%

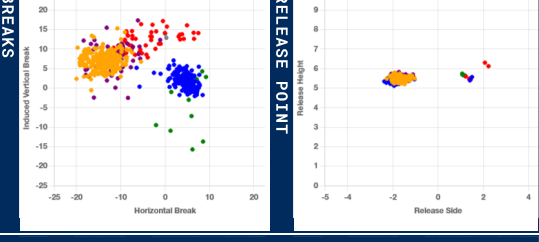


### 16 - JAXON O'NEAL - LHP

Type	Count	Avg Speed	Top Speed	Exit Velo
Sinker	243	90.08	93.15	76.25
Slider	158	81.16	84.94	72.14
Changeup	72	85.02	89.22	74.16
Four-Seam	58	90.02	92.62	78.18
Curveball	18	78.58	81.77	83.27

Type	Overall %	1st Pitch %	2nd Pitch %	1-1 Count %
Sinker	44.68%	52.63%	45.95%	50%
Slider	35.46%	26.32%	43.24%	37.5%
Four-Seam	9.57%	5.26%	2.7%	8.33%
Changeup	5.67%	9.21%	5.41%	4.17%
Curveball	4.61%	6.58%	2.7%	0%

Type	Overall %	1st Pitch %	2nd Pitch %	1-1 Count %
Sinker	43.49%	50.75%	31.03%	50%
Changeup	20.82%	19.4%	24.14%	22.73%
Slider	21.56%	14.93%	27.59%	18.18%
Four-Seam	11.52%	10.45%	17.24%	4.55%
Curveball	1.86%	2.99%	0%	4.55%
Cutter	0.74%	1.49%	0%	0%

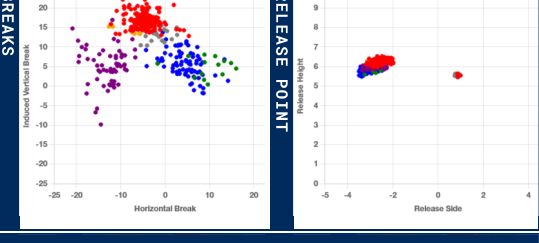


### 18 - MAX PETTEY - RHP

Type	Count	Avg Speed	Top Speed	Exit Velo
Four-Seam	166	86.66	89.42	74.97
Slider	81	77.65	87.95	74.73
Changeup	61	78.37	85.74	87.60
Cutter	21	86.41	88.45	66.17
Curveball	14	74.66	76.26	66.82
Sinker	8	85.69	87.89	92.81

Type	Overall %	1st Pitch %	2nd Pitch %	1-1 Count %
Four-Seam	47.67%	50%	44.44%	42.86%
Slider	33.16%	23.91%	29.63%	42.86%
Changeup	6.22%	6.52%	11.11%	4.76%
Curveball	6.22%	8.7%	3.7%	4.76%
Cutter	4.66%	4.35%	7.41%	4.76%
Sinker	2.07%	6.52%	3.7%	0%

Type	Overall %	1st Pitch %	2nd Pitch %	1-1 Count %
Four-Seam	47.4%	40.54%	55.56%	33.33%
Changeup	31.17%	43.24%	33.33%	58.33%
Slider	10.39%	5.41%	5.56%	0%
Cutter	7.79%	8.11%	5.56%	8.33%
Sinker	1.95%	2.7%	0%	0%
Curveball	1.3%	0%	0%	0%

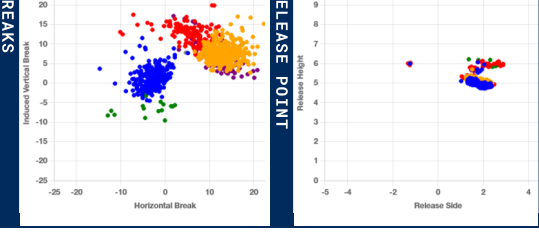


### 19 - ZACH OTTINGER - LHP

Type	Count	Avg Speed	Top Speed	Exit Velo
Sinker	421	91.02	93.65	80.77
Slider	280	82.99	86.15	77.76
Four-Seam	123	91.33	95.63	73.72
Changeup	104	83.95	90.44	73.41
Curveball	18	78.57	82.76	81.03

Type	Overall %	1st Pitch %	2nd Pitch %	1-1 Count %
Sinker	51.68%	64.55%	41.94%	44.74%
Changeup	21.15%	20%	38.71%	34.21%
Slider	16.11%	7.27%	6.45%	13.16%
Four-Seam	10.1%	6.36%	12.9%	5.26%
Curveball	0.96%	1.82%	0%	2.63%

Type	Overall %	1st Pitch %	2nd Pitch %	1-1 Count %
Slider	40.11%	36.67%	51.9%	32.69%
Sinker	38.79%	46%	31.65%	44.23%
Four-Seam	15.25%	10%	11.39%	19.23%
Changeup	3.01%	3.33%	2.53%	3.85%
Curveball	2.64%	3.33%	2.53%	0%
Splitter	0.19%	0.67%	0%	0%

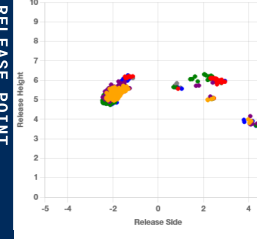
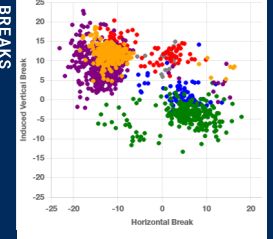


20 - NICK POWERS - LHP

Type	Count	Avg Speed	Top Speed	Exit Velo
Changeup	509	82.20	87.64	78.61
Sinker	288	86.94	92.33	78.74
Curveball	248	75.54	79.90	80.64
Four-Seam	101	89.61	94.53	76.51
Slider	86	78.30	87.77	77.90
Cutter	15	88.57	92.12	77.18

Type	Overall %	1st Pitch %	2nd Pitch %	1-1 Count %
Changeup	31.5%	38.1%	15.56%	40.48%
Curveball	29.4%	23.81%	40%	30.95%
Sinker	21.26%	21.9%	22.22%	16.67%
Slider	11.29%	7.62%	17.78%	7.14%
Four-Seam	6.56%	8.57%	4.44%	4.76%

Type	Overall %	1st Pitch %	2nd Pitch %	1-1 Count %
Changeup	44.92%	49.33%	52.43%	48.31%
Sinker	23.9%	20.89%	25.24%	19.1%
Curveball	15.7%	15.56%	11.65%	17.98%
Four-Seam	8.78%	7.56%	4.85%	8.99%
Slider	4.97%	5.33%	4.85%	3.37%
Cutter	1.73%	1.33%	0.97%	2.25%

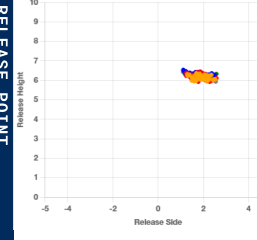
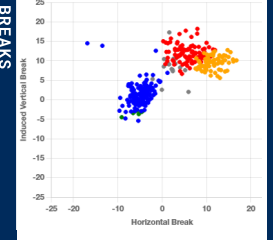


22 - WYATT TUCKER - RHP

Type	Count	Avg Speed	Top Speed	Exit Velo
Slider	133	82.26	86.25	75.78
Four-Seam	94	91.20	94.94	78.89
Sinker	79	91.39	94.17	83.28
Cutter	12	90.65	92.19	34.93
Curveball	8	80.11	81.53	92.34

Type	Overall %	1st Pitch %	2nd Pitch %	1-1 Count %
Four-Seam	33.91%	38.71%	11.11%	30%
Sinker	31.3%	41.94%	22.22%	30%
Slider	30.43%	16.13%	55.56%	40%
Splitter	2.61%	0%	11.11%	0%
Cutter	1.74%	3.23%	0%	0%

Type	Overall %	1st Pitch %	2nd Pitch %	1-1 Count %
Slider	45.58%	41.82%	60.71%	47.62%
Four-Seam	25.58%	30.91%	10.71%	14.29%
Sinker	20%	14.55%	17.86%	33.33%
Curveball	3.72%	7.27%	3.57%	4.76%
Cutter	4.65%	3.64%	7.14%	0%
Splitter	0.47%	1.82%	0%	0%

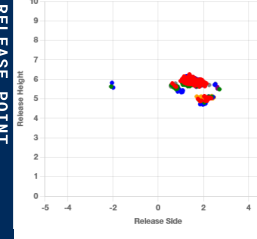
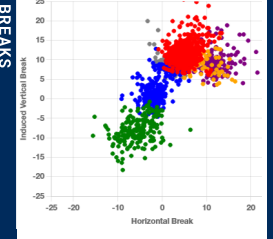


24 - CARLOS LOMELI - RHP

Type	Count	Avg Speed	Top Speed	Exit Velo
Four-Seam	565	89.70	93.93	80.98
Slider	309	83.80	90.38	77.47
Curveball	206	75.95	82.54	81.82
Changeup	167	83.94	89.33	80.84
Cutter	108	89.29	92.78	79.50
Sinker	60	90.38	92.69	82.89

Type	Overall %	1st Pitch %	2nd Pitch %	1-1 Count %
Four-Seam	47.31%	45.24%	45.33%	36.84%
Changeup	20.45%	26.79%	13.33%	29.82%
Cutter	10.4%	13.1%	8%	8.77%
Curveball	9.36%	5.36%	12%	8.77%
Slider	9.19%	7.74%	17.33%	12.28%
Sinker	3.29%	1.79%	4%	3.51%

Type	Overall %	1st Pitch %	2nd Pitch %	1-1 Count %
Four-Seam	34.78%	36.67%	38.68%	24.71%
Slider	30.8%	32.5%	26.42%	41.18%
Curveball	18.12%	14.17%	17.92%	16.47%
Sinker	4.95%	6.25%	4.72%	1.18%
Changeup	5.56%	5.83%	6.6%	8.24%
Cutter	5.8%	4.58%	5.66%	8.24%

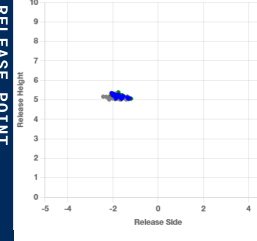
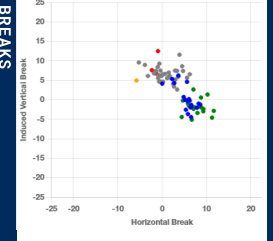


25 - ANDREW BAKER - LHP

Type	Count	Avg Speed	Top Speed	Exit Velo
Cutter	36	88.70	91.29	71.06
Slider	19	80.28	87.90	77.32
Curveball	17	74.97	78.85	80.03

Type	Overall %	1st Pitch %	2nd Pitch %	1-1 Count %
Cutter	34.62%	57.14%	50%	40%
Slider	34.62%	0%	0%	60%
Curveball	26.92%	42.86%	50%	0%
Four-Seam	3.85%	0%	0%	0%

Type	Overall %	1st Pitch %	2nd Pitch %	1-1 Count %
Cutter	54%	71.43%	40%	16.67%
Slider	20%	7.14%	40%	50%
Curveball	20%	21.43%	20%	33.33%
Four-Seam	4%	0%	0%	0%
Sinker	2%	0%	0%	0%

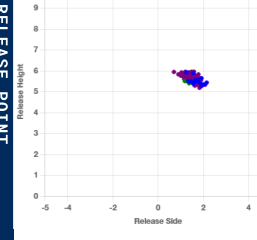
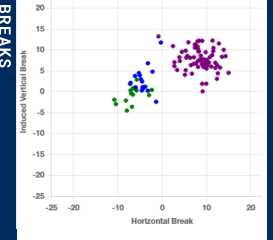


31 - BRYAN KROLIKOWSKI - RHP

Type	Count	Avg Speed	Top Speed	Exit Velo
Changeup	69	83.66	87.11	80.98
Curveball	16	75.17	77.57	71.82
Slider	16	78.57	86.20	70.34

Type	Overall %	1st Pitch %	2nd Pitch %	1-1 Count %
Changeup	89.47%	100%	100%	80%
Slider	5.26%	0%	0%	20%
Curveball	5.26%	0%	0%	0%

Type	Overall %	1st Pitch %	2nd Pitch %	1-1 Count %
Changeup	55.56%	71.43%	20%	66.67%
Slider	22.22%	9.52%	40%	16.67%
Curveball	22.22%	19.05%	40%	16.67%

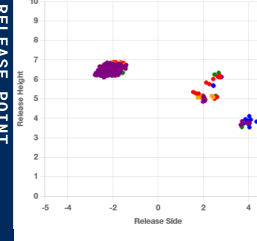
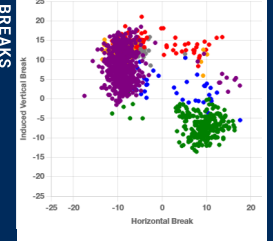


32 - DANIEL NUNAN - LHP

Type	Count	Avg Speed	Top Speed	Exit Velo
Changeup	503	82.78	87.38	81.17
Curveball	247	74.24	78.95	71.05
Four-Seam	118	86.98	93.59	74.47
Sinker	105	86.30	92.15	82.32
Slider	36	79.97	87.04	82.86
Cutter	23	84.86	86.92	82.40

Type	Overall %	1st Pitch %	2nd Pitch %	1-1 Count %
Curveball	34.56%	37.86%	39.62%	41.67%
Changeup	34.56%	36.89%	20.75%	27.78%
Four-Seam	12.99%	7.77%	15.09%	16.67%
Sinker	11.27%	11.65%	15.09%	8.33%
Cutter	2.94%	3.88%	1.89%	2.78%
Slider	3.68%	1.94%	7.55%	2.78%

Type	Overall %	1st Pitch %	2nd Pitch %	1-1 Count %
Changeup	58.14%	54.27%	51.9%	58.82%
Curveball	16.45%	18.29%	20.25%	19.12%
Sinker	9.61%	9.76%	10.13%	8.82%
Four-Seam	10.59%	12.8%	11.39%	10.29%
Slider	3.42%	3.05%	5.06%	2.94%
Cutter	1.79%	1.83%	1.27%	0%

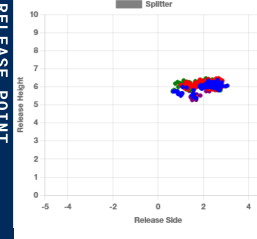
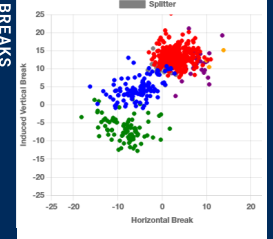


35 - TREY MORRILL - RHP

Type	Count	Avg Speed	Top Speed	Exit Velo
Four-Seam	346	91.05	95.09	78.09
Slider	117	82.82	89.24	81.16
Curveball	85	74.84	80.99	83.10
Cutter	31	90.59	92.47	73.98
Changeup	29	83.53	88.08	76.45

Type	Overall %	1st Pitch %	2nd Pitch %	1-1 Count %
Four-Seam	61.71%	67.8%	51.85%	38.46%
Curveball	14.5%	11.86%	18.52%	19.23%
Slider	9.29%	5.08%	7.41%	19.23%
Changeup	8.92%	11.86%	11.11%	19.23%
Cutter	4.09%	1.69%	3.7%	3.85%
Sinker	1.12%	0%	7.41%	0%
Splitter	0.37%	1.69%	0%	0%

Type	Overall %	1st Pitch %	2nd Pitch %	1-1 Count %
Four-Seam	52.48%	46.43%	52.27%	62.86%
Slider	26.82%	25%	29.55%	25.71%
Curveball	13.41%	17.86%	13.64%	2.86%
Cutter	5.83%	8.33%	4.55%	5.71%
Changeup	1.46%	2.38%	0%	2.86%



38 - DERRICK CHERRY - RHP

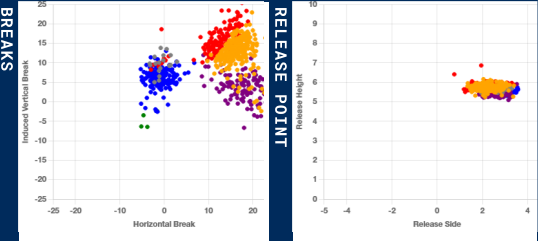
Type	Count	Avg Speed	Top Speed	Exit Velo
Sinker	256	92.44	96.14	80.54
Slider	162	86.82	91.60	76.15
Four-Seam	142	93.61	96.98	79.79
Changeup	114	85.18	87.99	77.23
Cutter	19	89.55	92.00	69.00
Curveball	4	80.54	81.97	61.96

VS LHH

Type	Overall %	1st Pitch %	2nd Pitch %	1-1 Count %
Sinker	38.38%	53.33%	30.43%	13.04%
Changeup	27.95%	18.67%	30.43%	43.48%
Four-Seam	18.18%	18.67%	13.04%	13.04%
Slider	14.14%	9.33%	21.74%	30.43%
Curveball	0.67%	0%	0%	0%
Cutter	0.67%	0%	4.35%	0%

VS RHH

Type	Overall %	1st Pitch %	2nd Pitch %	1-1 Count %
Sinker	35.5%	35.78%	24.44%	41.03%
Slider	30%	29.36%	46.67%	23.08%
Four-Seam	22%	23.85%	8.89%	10.26%
Changeup	7.75%	5.5%	13.33%	17.95%
Cutter	4.25%	5.5%	6.67%	5.13%
Curveball	0.5%	0%	0%	2.56%



99 - CADEN KRATZ - RHP

Type	Count	Avg Speed	Top Speed	Exit Velo
Four-Seam	89	90.19	92.08	79.28
Curveball	27	76.64	81.67	93.97
Changeup	13	81.68	83.15	0.00
Splitter	11	81.37	83.40	78.97

VS LHH

Type	Overall %	1st Pitch %	2nd Pitch %	1-1 Count %
Four-Seam	57.89%	35.71%	50%	66.67%
Changeup	15.79%	14.29%	12.5%	16.67%
Splitter	12.28%	14.29%	12.5%	16.67%
Curveball	10.53%	28.57%	25%	0%
Slider	3.51%	7.14%	0%	0%

VS RHH

Type	Overall %	1st Pitch %	2nd Pitch %	1-1 Count %
Four-Seam	60.87%	60.87%	63.64%	44.44%
Curveball	22.83%	30.43%	18.18%	22.22%
Slider	4.35%	0%	9.09%	0%
Splitter	4.35%	0%	0%	22.22%
Changeup	4.35%	4.35%	0%	11.11%
Cutter	3.26%	4.35%	9.09%	0%

